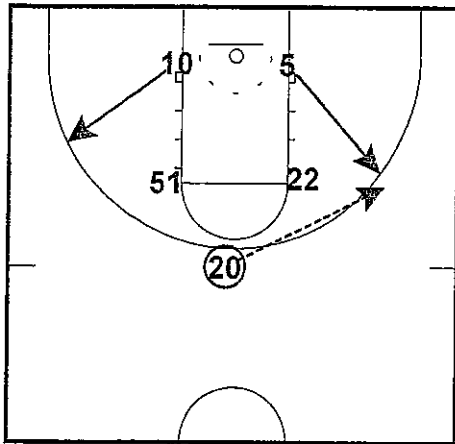
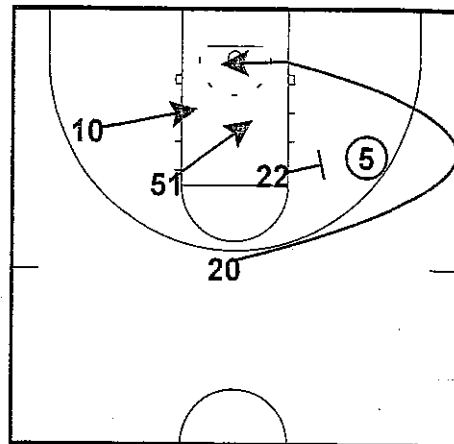


On Ball Back Screen "High 51"
Man Offense



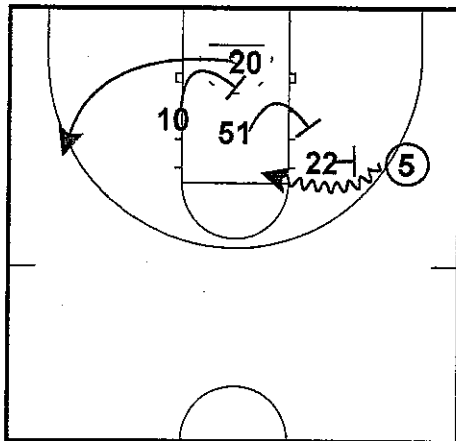
wings break out PG picks a side, passes and cuts thru strong side

On Ball Back Screen "High 51"
Man Offense



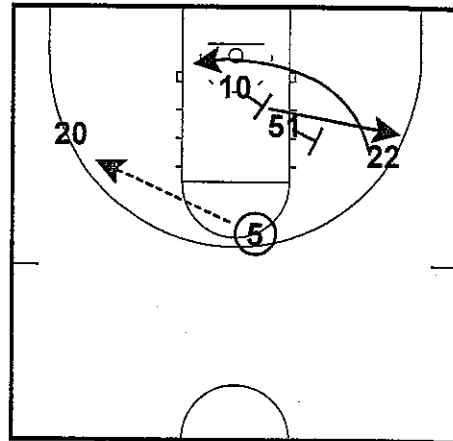
wing with the ball gets on ball screen PG fills all the way from strong side to weak side

On Ball Back Screen "High 51"
Man Offense



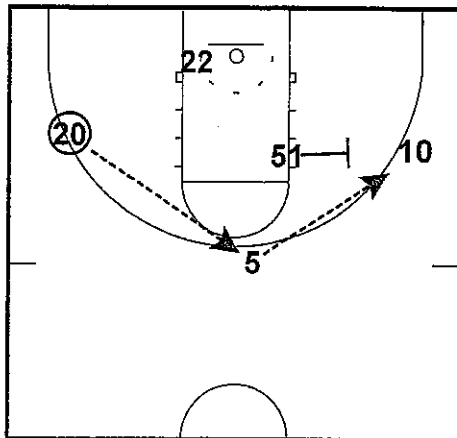
5 goes off on ball screen then post player gets to back screen

On Ball Back Screen "High 51"
Man Offense



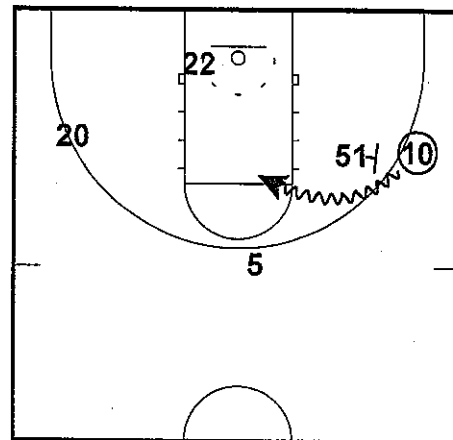
After setting on ball other post goes to high post, wing clears out opposite

On Ball Back Screen "High 51"
Man Offense



Ball is then reversed if nothing is open

On Ball Back Screen "High 51"
Man Offense

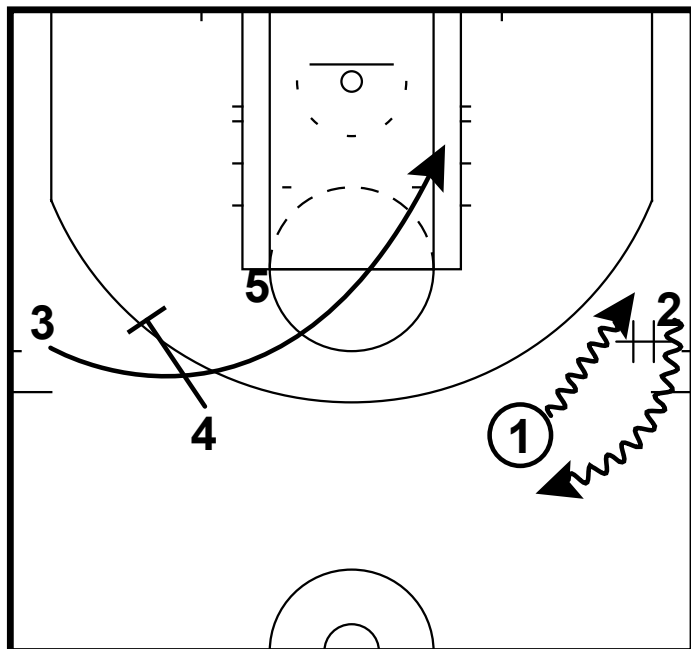


Then they will go into continuous on ball

Montevallo University

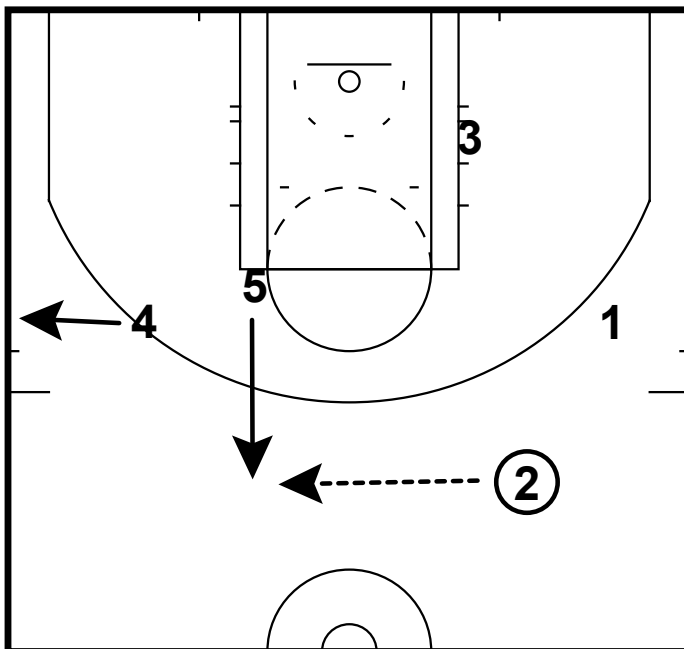
Submitted by Cindy Hilbrich, Head Coach

Curl
Man Offense



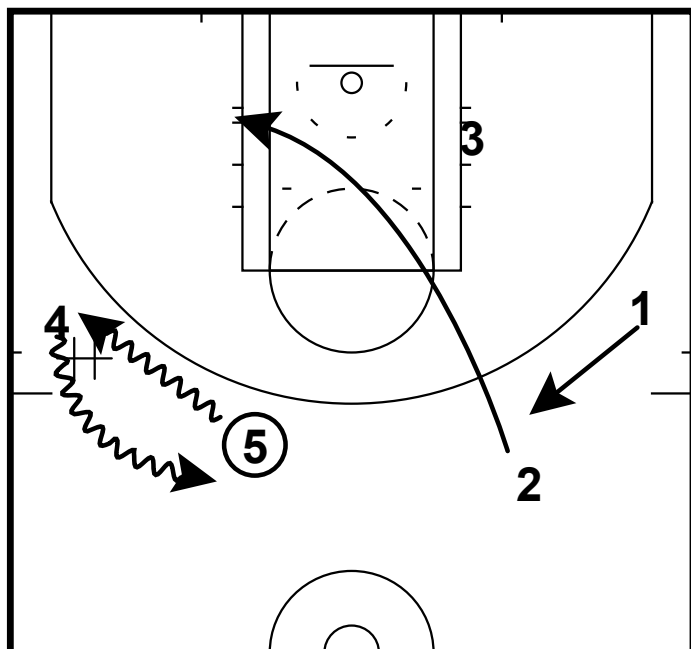
5 starts opposite the 1. As 1 dribbles at 2 for the twist, 4 goes to set a screen for 3. 3 is going to curl over the top of 5 cutting to the basket looking for the ball. As 2 gets the ball, she is looking for 3 on that cut.

Curl
Man Offense



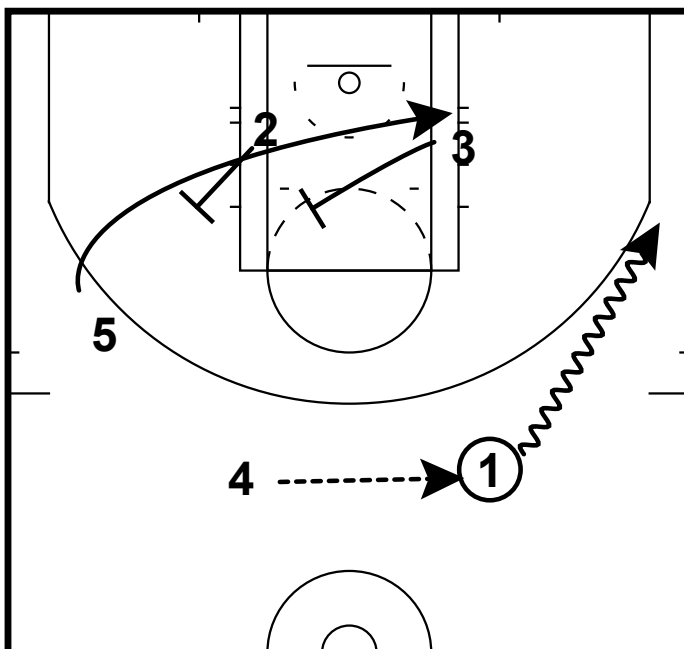
If 3 doesn't pass to 2, 5 pops up looking for the pass. 4 fills the wing.

Curl
Man Offense



When 2 passes, she cuts through the lane looking for the ball. If 5 can't pass to the 2, she dribbles at 4 for the twist & 4 dribbles to the top. 1 fills the opposite top spot.

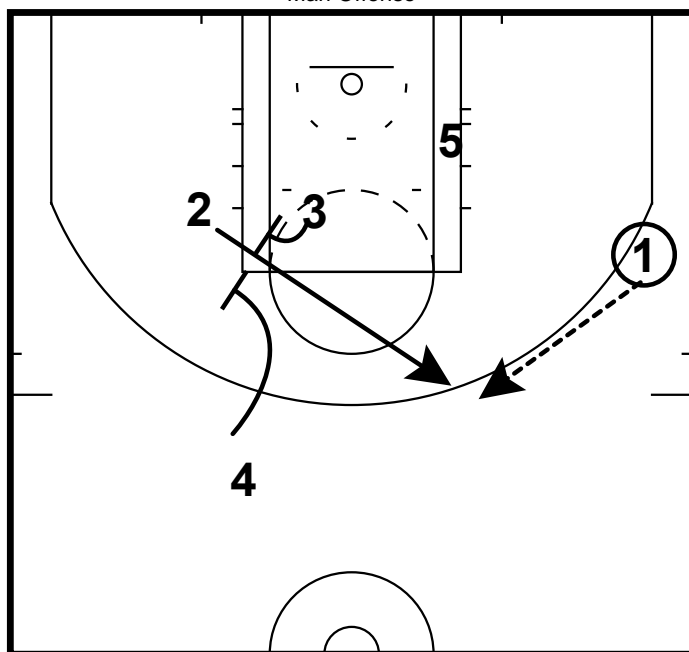
Curl
Man Offense



2 & 3 set a stagger screen for 5. 4 reverses the ball to 1, and 1 dribbles to the wing (below the FT line for a good angle) looking for 5 in the post.

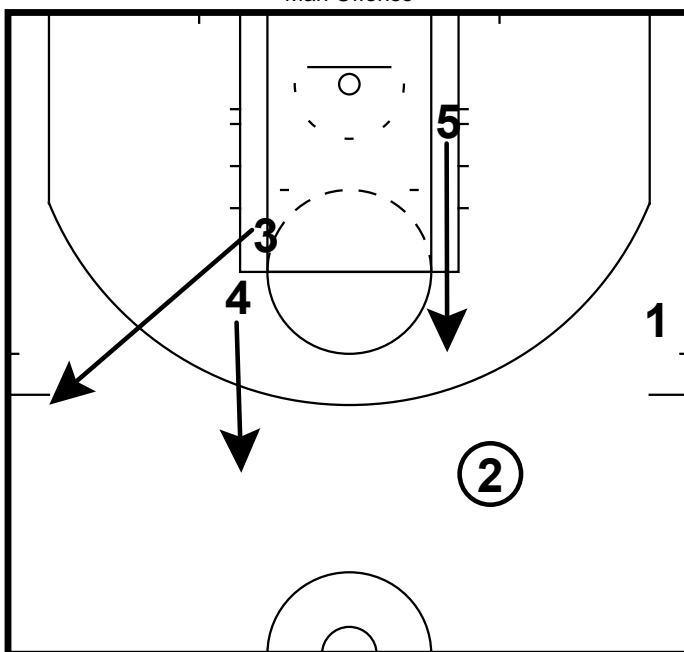
Montevallo

Curl
Man Offense



1 is looking for 5, if nothing there. 2 is getting a pinch screen from 3 and 4 and cutting to the top looking for a shot. 1 passes to 2.

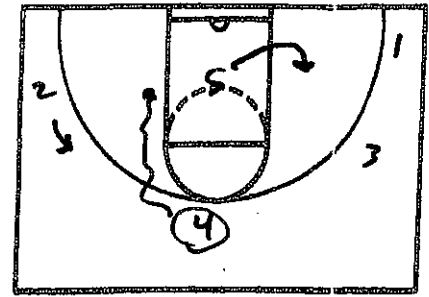
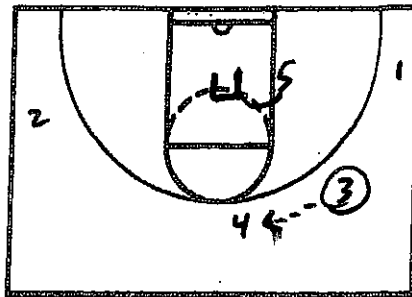
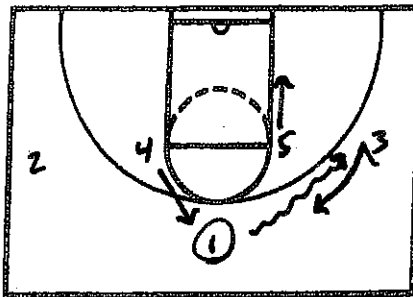
Curl
Man Offense



If 2 doesn't have a shot or pass into the post, 4 and 3 fill the top and wing, 5 flashes high and we are set for PCO.

HULLEN BASKETBALL

"A"



NOTES

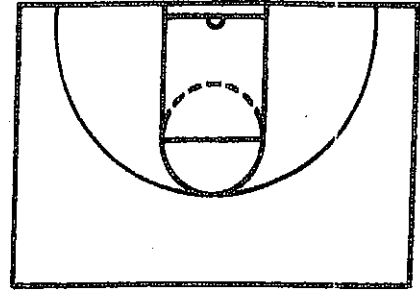
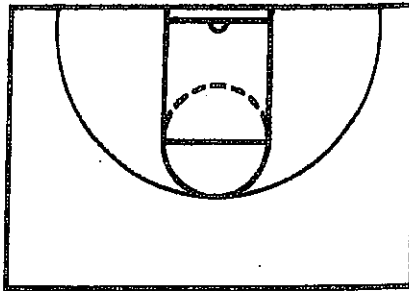
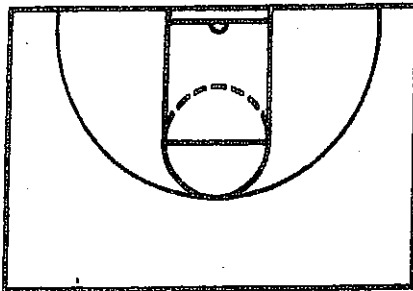
1 HANDOFFS TO 3
 4 STEPS OUT
 5 SETS UP PIN/SPIN

4's options

1 - shoot
 2 - Hi / Lo

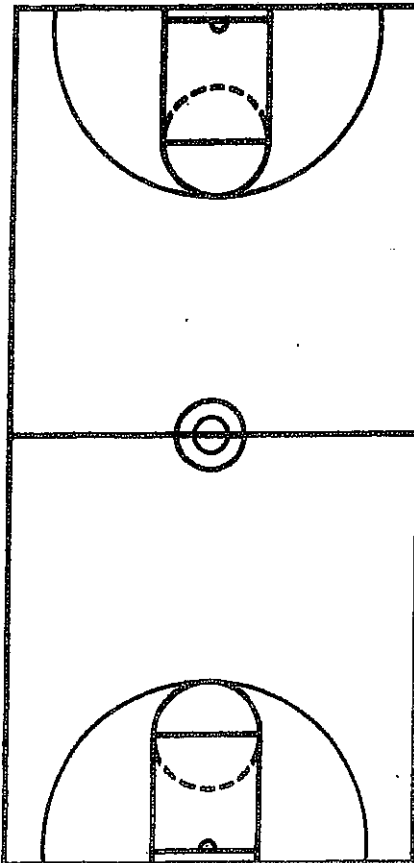
3 - Swing to shooter

4 - Drive / Post C-cut



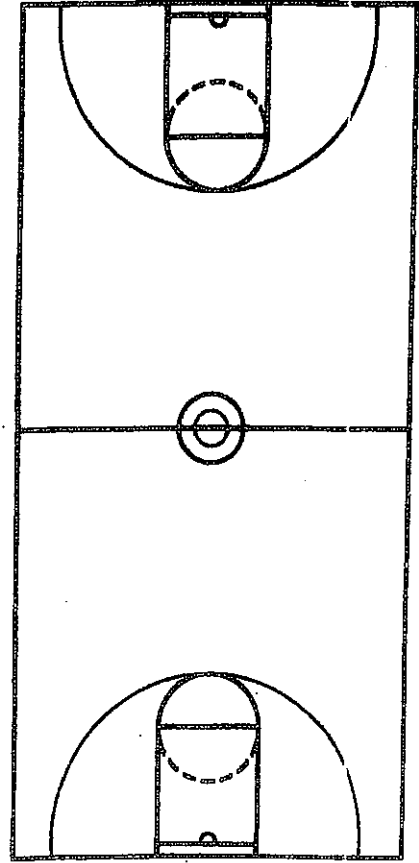
NOTES

JUST DO IT

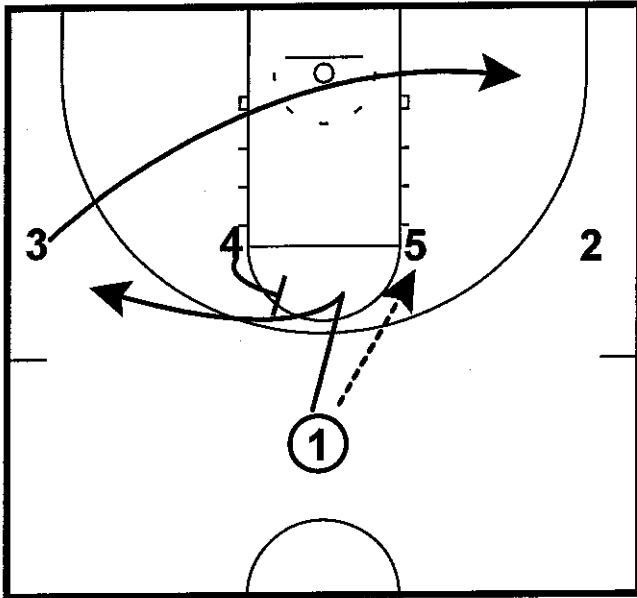


NOTES

1 - PG
 2 - shooter
 3 - Driver
 4 - stretch
 5 - Post



Flagler

Georgia
M2M Offensive Plays

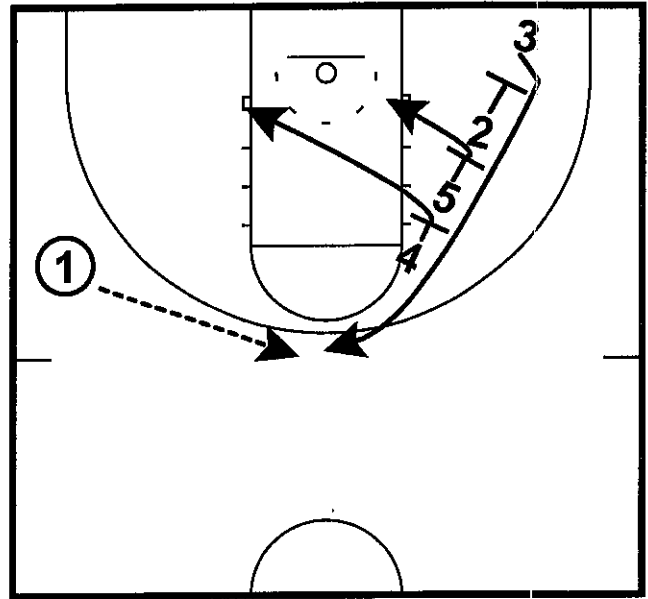
1 can make an entry pass to either post.

1 passes to 5, opposite post (4) sets back screen for the 1. Same side guard (3) cuts through to the opposite corner. 1 sets up cut by going away then cut to the wing off of the 4.

5 makes over head pass to the 1.

All Contents Proprietary

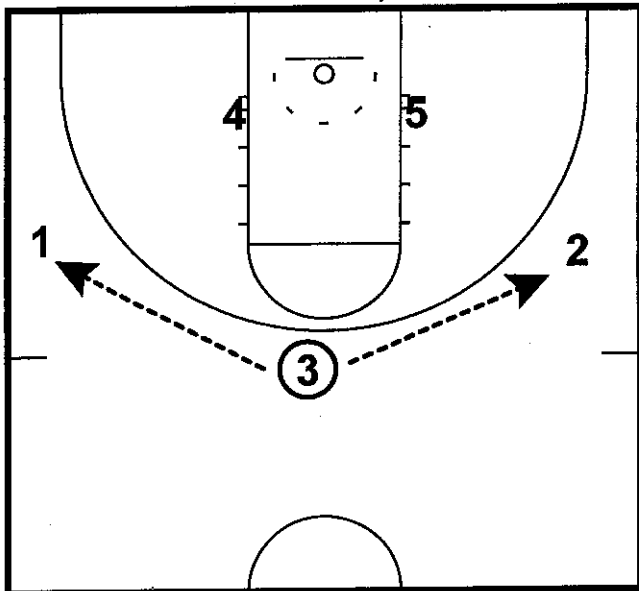
Flagler

Georgia
M2M Offensive Plays

1 is looking for the iso: shot or drive. 2, 4, & 5 sets a triple screen for the 3. 1 swings to the 3. 3 is looking for the shot or drive. 4 slips to the basket so that is an option if 3 does not have a look. 5 rolls to the block & 2 steps out to the wing.

All Contents Proprietary

Flagler

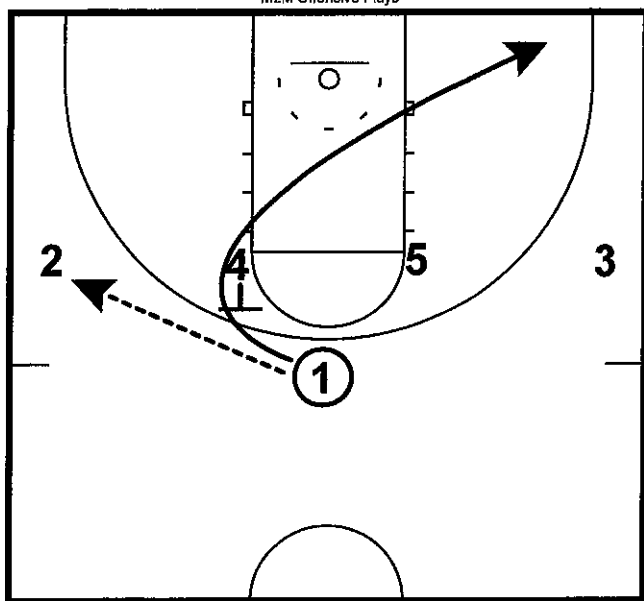
Georgia
M2M Offensive Plays

If 3 does not have a look, 3 swings to 1 or 2 and get right into Motion.

All Contents Proprietary

Flagler

Laker 4
M2M Offensive Plays

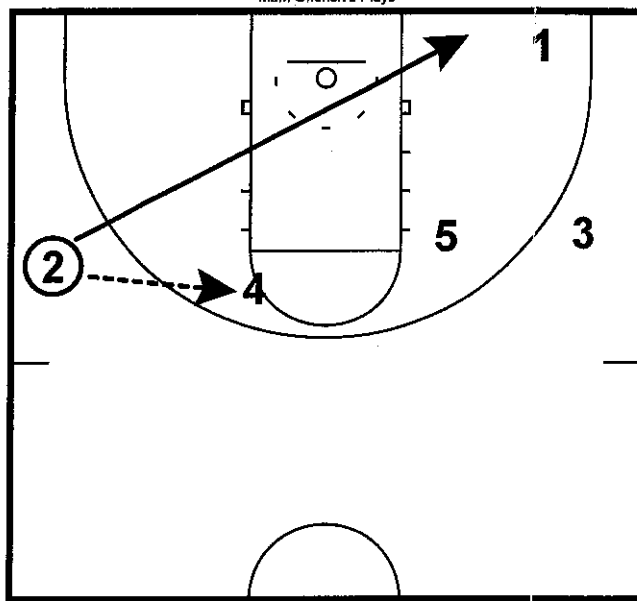


1 passes to 2. 4 sets a back screen for 1 then pops out. 1 cuts through to opposite corner

All Contents Proprietary

Flagler

Laker 4
M2M Offensive Plays

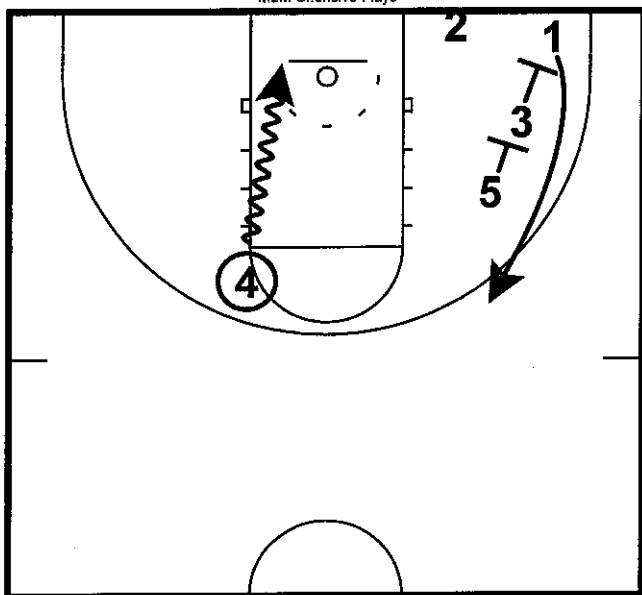


2 passes to 4 then cuts through.

All Contents Proprietary

Flagler

Laker 4
M2M Offensive Plays



4 looks to rip and drive right after the 2 cuts through. 3 and 5 sets a double screen for 1 to occupy the weak side.

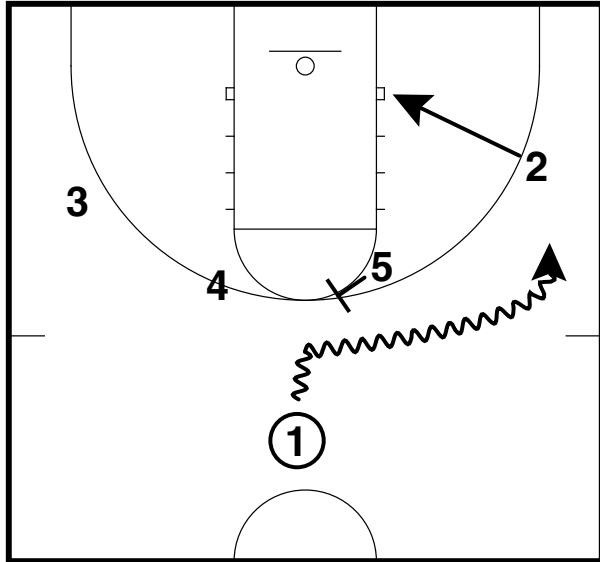
All Contents Proprietary

Offensive Play: 4 Series

Submitted by Brenda Frese, University of Maryland

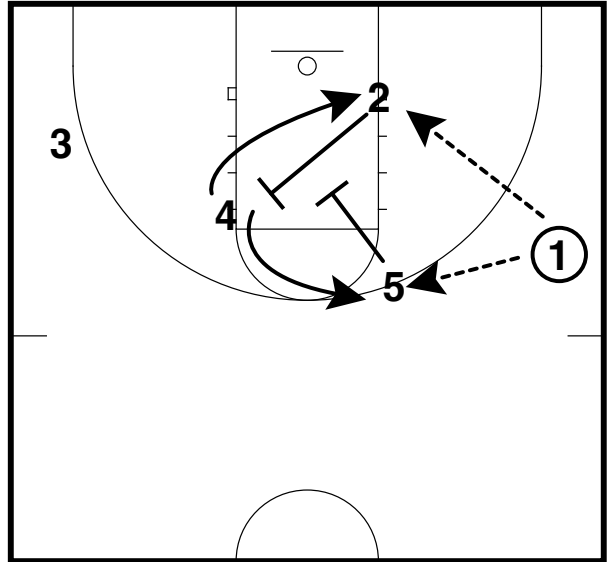
This is a half court offensive set that we run versus a man-to-man defense.

Frame 1



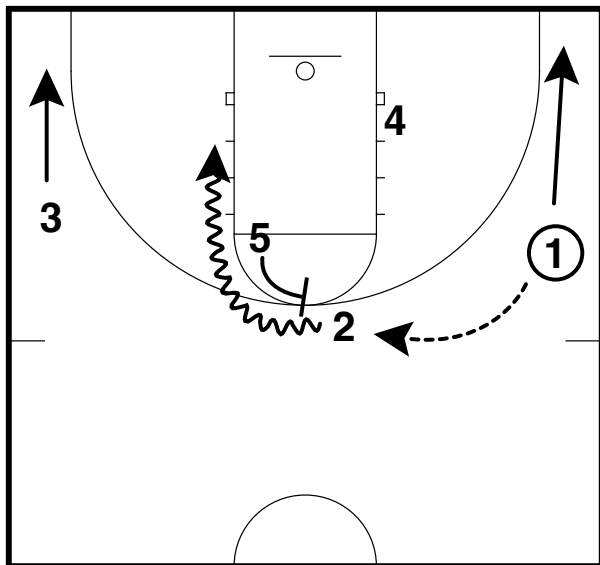
Player 4 and Player 5 split the 3-point line and Player 1 chooses to come off either on-ball screen. Player 2 drops to block.

Frame 2



Player 2 sets diagonal screen for Player 4. Player 5 then screens for Player 2. Player 1 passes to Player 4 in post, or Player 2 for shot.

Frame 3



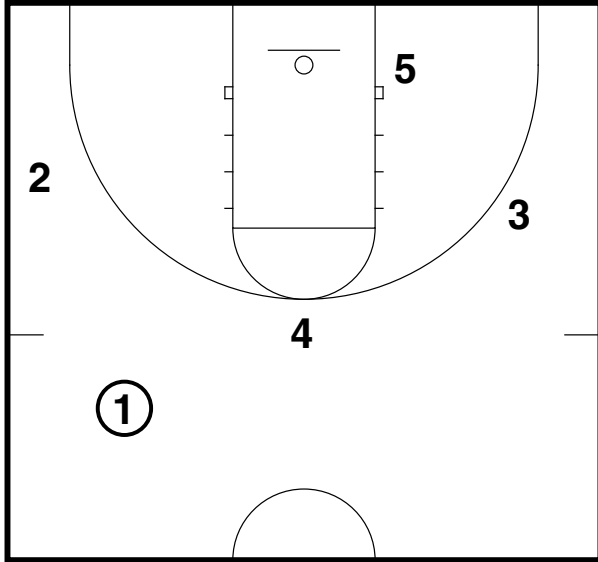
If ball is passed to Player 2, and no shot is taken, Player 1 and Player 3 drop to corner. Player 5 sets on-ball screen for Player 2.

Offensive Play: Chipola

Submitted by David Lane, Chipola Junior College

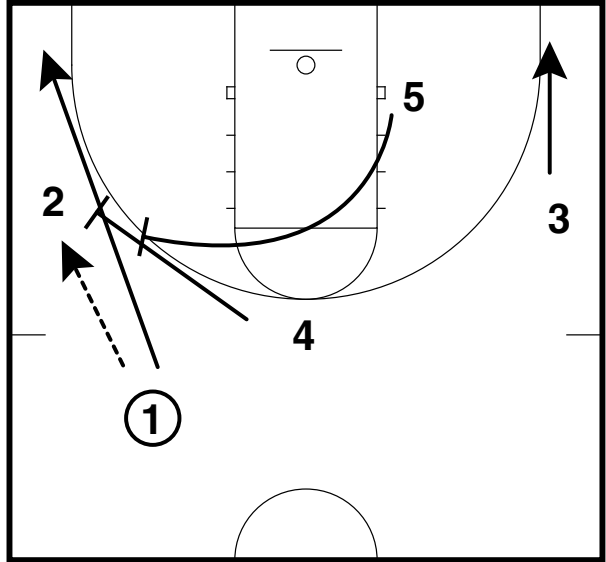
This man-to-man offensive play is designed to give several shooting and high-low options which keeps the defense on their toes. With several variations, you can capitalize on the strengths of the players on the floor at any given time. Once you make a couple of perimeter shots the high-low option is very effective as they are defending the guards more closely.

Frame 1



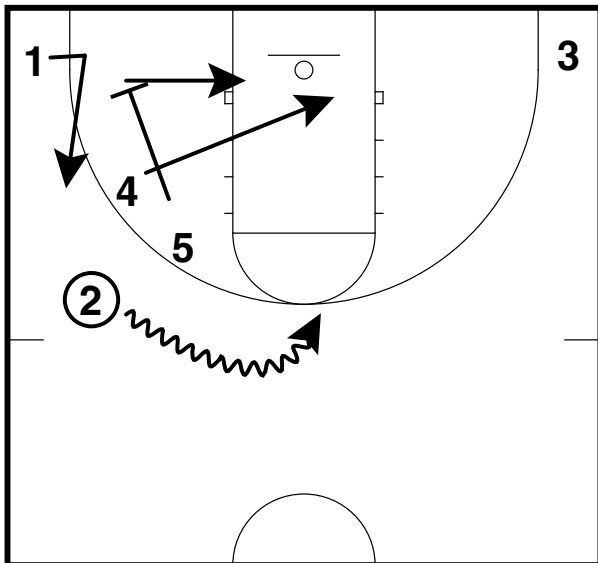
Player 4 and Player 5 are interchangeable.

Frame 2



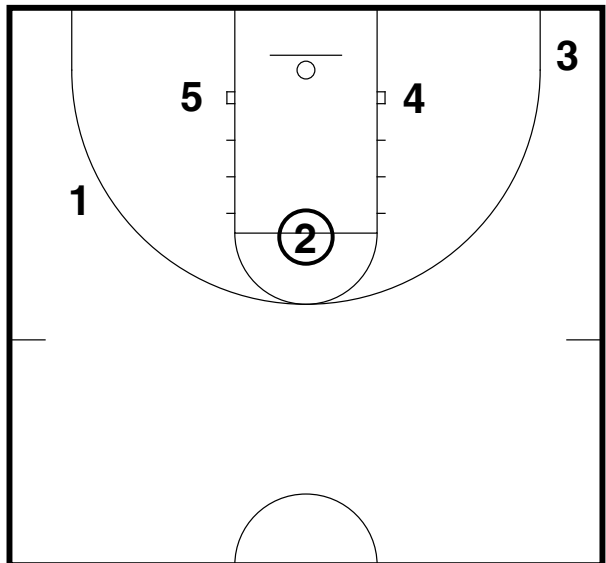
Player 1 passes to Player 2 then cuts to the corner. Player 4 and Player 5 sprint to set on-ball screens for Player 2 while Player 3 dives to corner.

Frame 3



Player 2 attacks and must get to mid-line. Player 4 rolls to basket. Player 5 sets down screen for Player 1 then rolls to basket.

Frame 4

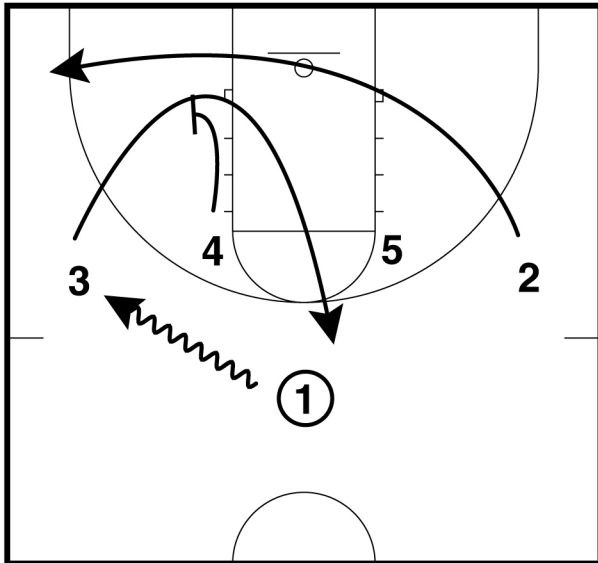


Player 2 can shoot, pass to Player 4, kick to Player 3 or reverse pivot to Player 1 or Player 5.

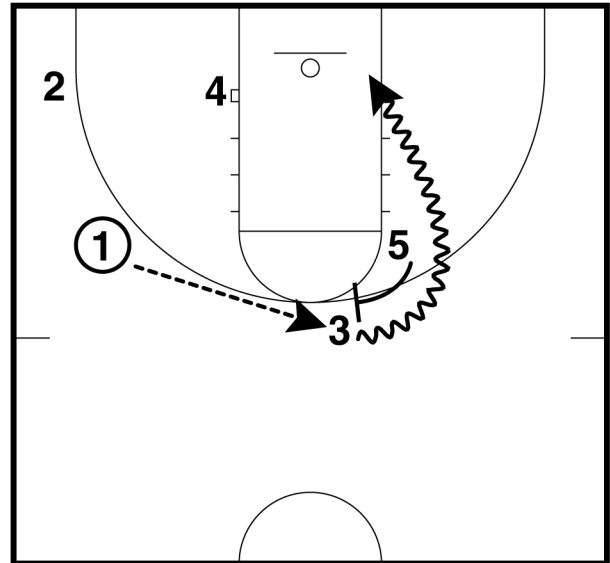
Offensive Play: Mankato

Submitted by Pam Gohl, Minnesota State University, Mankato

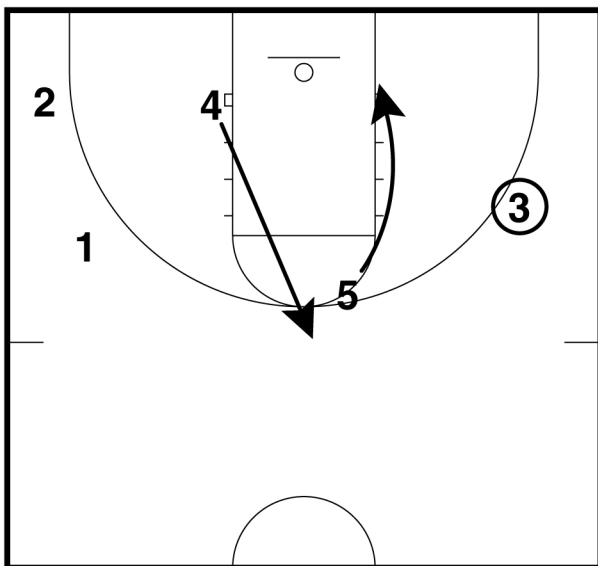
Here is a play that works well versus man-to-man to get a clear-out for Player 3 to drive to the basket. If the drive is not there, a high/low look becomes the next option.



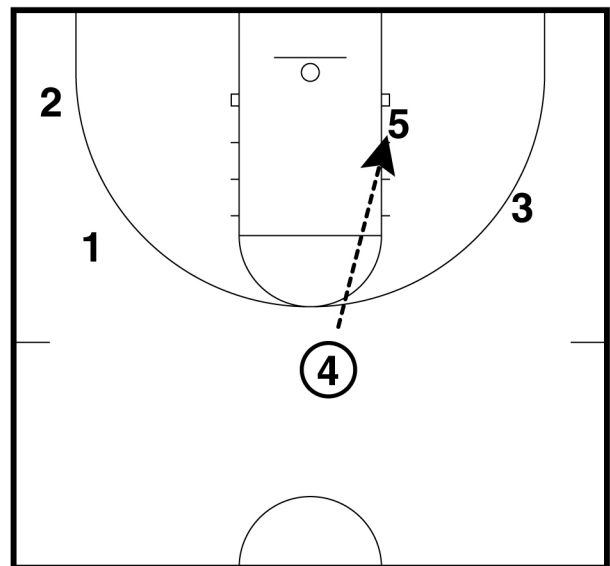
Player 1 dribbles out to Player 3 who cuts up through the middle. Player 4 goes down to the block area to allow for 3 to try and rub her defender off and 2 clears out to ball-side corner.



Player 1 passes to 3. Player 5 sets an on-ball screen for 3. The first option is to have Player 3 take the ball to the basket.



If Player 3 doesn't take it all the way to the basket, she dribbles out to the wing and Player 5 rolls to the basket. (Note: We actually tell Player 3 not to look to pass to 5 rolling because it's a difficult pass. Instead we tell Player 5 to seal the inside.)

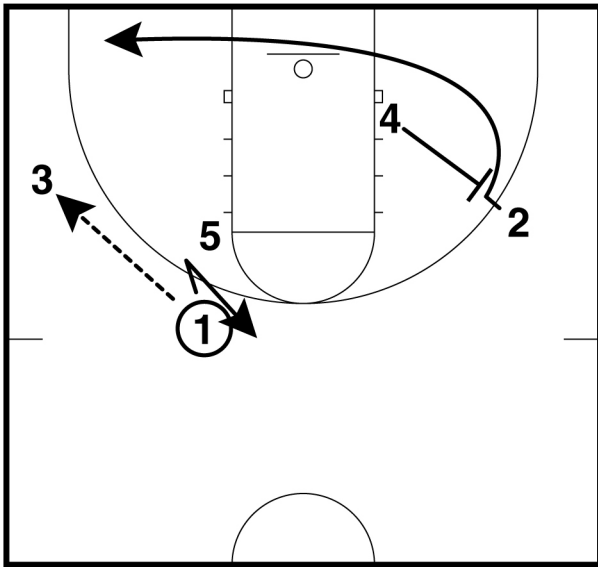


Then, Player 4 comes up for the reversal pass. The second option of the play is for Player 4 to hit 5 with a high/low pass.

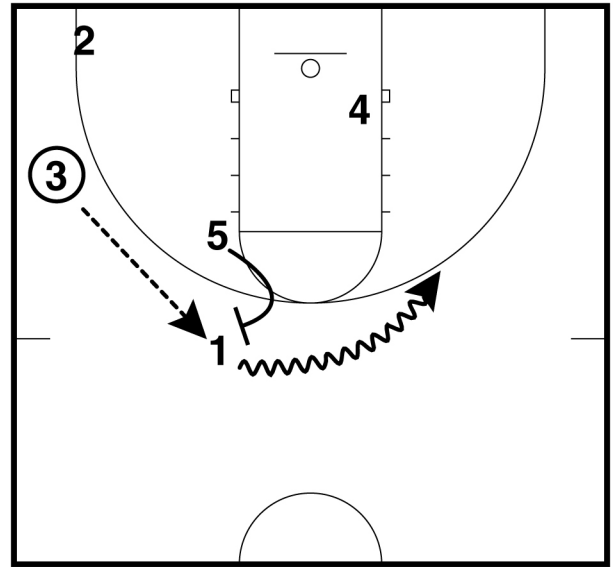
Offensive Play: Pop

Submitted by Kim Muhl, Kirkwood Community College

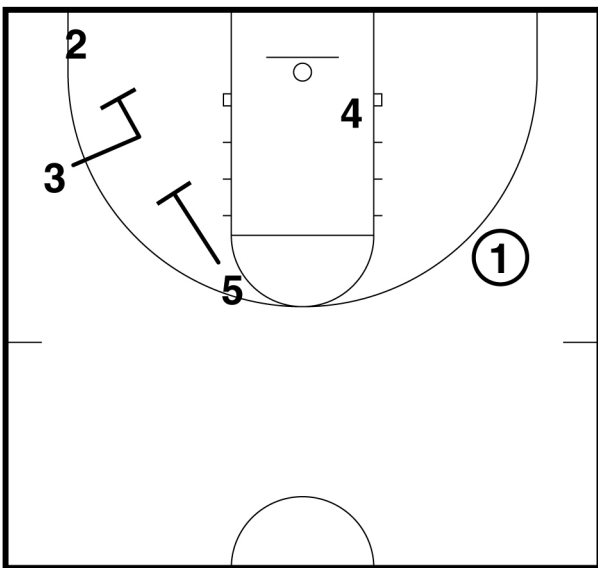
This is an offensive set play to run versus a man-to-man defense.



Player 1 passes to 3 and cuts down and then back off of 5. Player 4 picks for 2. Player 3 looks for 2 coming off of the screen.



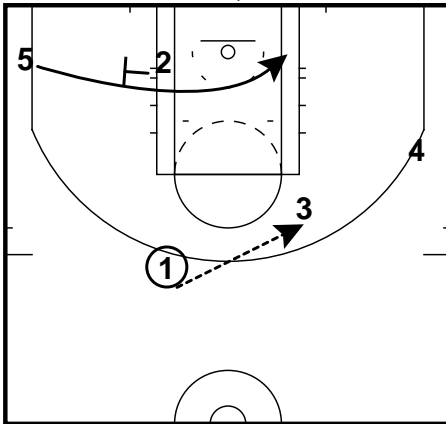
If nothing is there, Player 3 passes back to 1. Player 5 screens for 1. Player 4 walks defense down to the post. Player 1 can shoot if open or look for 4 posting on the block.



Players 3 and 5 set single screens for 2 for a good look in the paint.

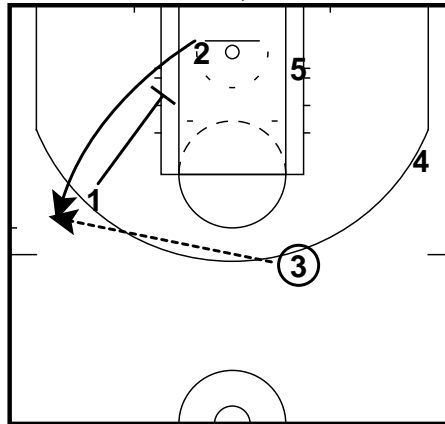
Fordham WBB

BREAK SPECIAL
Break Special



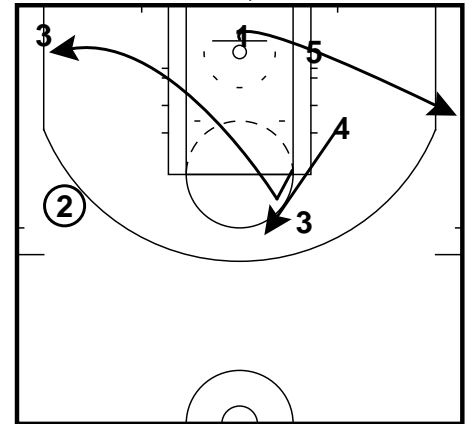
1 passes to the 3.
5 comes off 2's back screen (it is important for the 5 to wait until 3 catches the ball).
4 calls for the ball hard.

BREAK SPECIAL
Break Special



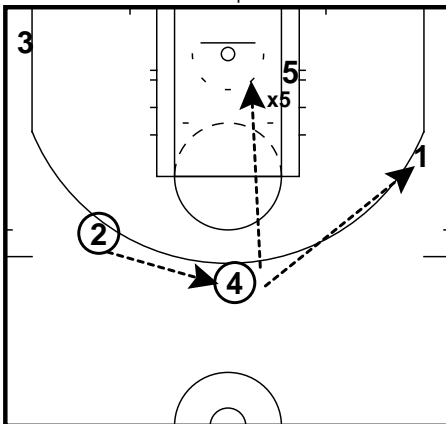
As soon as 5 comes off 2's screen, 1 sets a down screen for the 2.
3 passes to the 2.

BREAK SPECIAL
Break Special



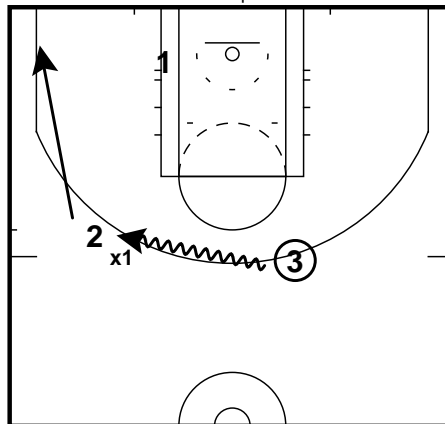
1 gets out opposite after the down screen (5 and 4 set a decoy double screen).
After 3 passes to the 2, 3 makes a basket cut.
If 3 not open, she gets out wide ball side.
As soon as 3 makes a cut, 4 fills her spot up top for ball reversal.

BREAK SPECIAL
Break Special



2 passes to the 4.
4 looks inside to feed the 5 who now is pinning hard.
if 5's defender is top side, 4 reverses the ball to the 1.
3 and 2 stay wide and interchange to occupy their defense.

BREAK SPECIAL
Break Special



NOTES:
1 can screen her own defender if defense is switching the 1/2 down screen to get the 2 open.

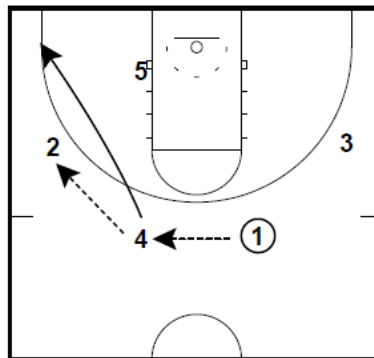
If 2 is still denied, 3 can dribble over to take 2's spot and 2 slides down to take 3's spot.

if 3 cannot get open at the 3 spot, 3 and 4 may exchange (3 becomes 4 now and 4 becomes 3).

2 needs to read how her defender is defending the back (flex) screen. If she shows in the lane, 2 can flare right away and does not need to wait for 1's down screen

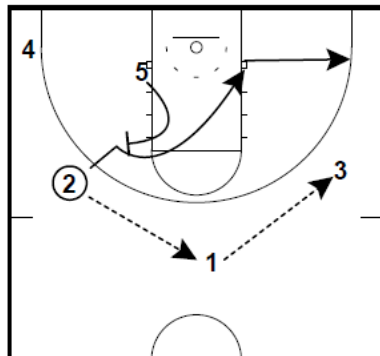
Kansas State University
Circle
Man O

Circle
Man O



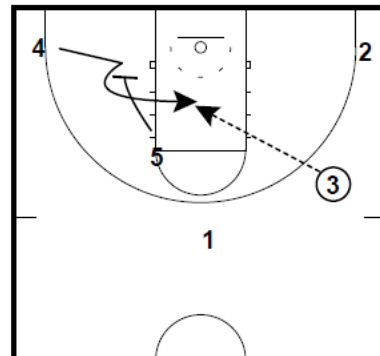
1 Swings the ball through the 4 who fills the corner

Circle
Man O



The 2 receives a back screen from the 5 and dives to the block for a layup. If it isn't there, 2 fills to the ball side corner.

Circle
Man O

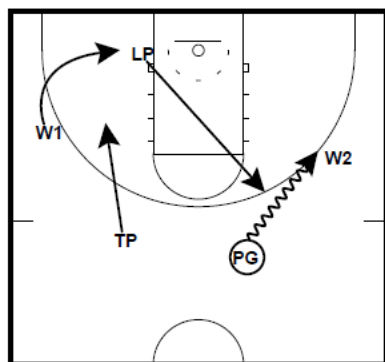


The 4 immediately receives a screen from the 5 to cut across to the ball side block, or to get a shot in the paint.
Read the defense and be creative!

St. Mary's College

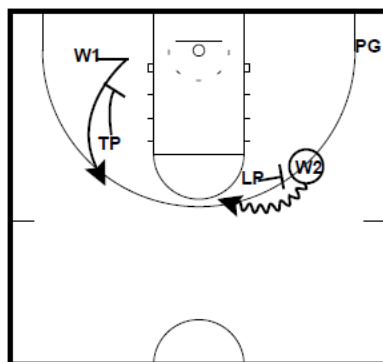
Bulldog

Bulldog
Sets to "Offense"



Can begin with dribble handoff or pass and cut to corner

Bulldog
Sets to "Offense"

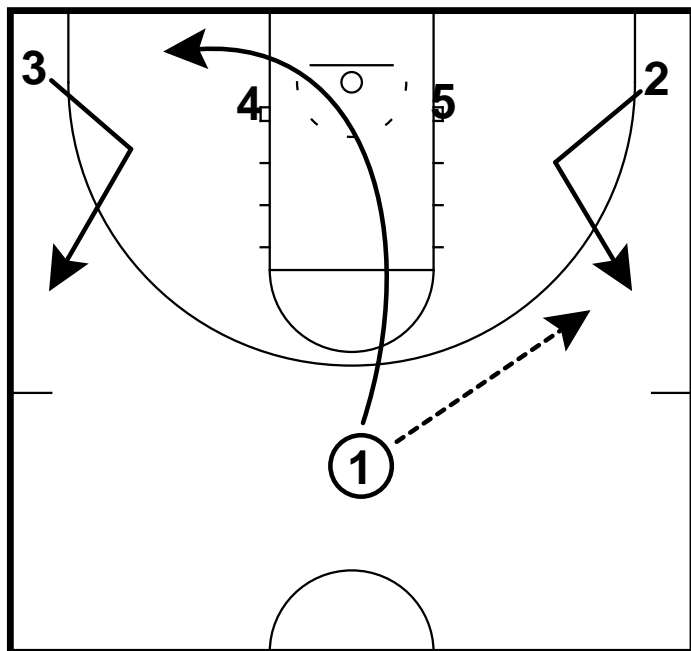


W2 is looking to attack off the on ball screen and has W1 coming off a down screen from TP, TP must open up to ball after screening. LP will stay at elbow after screen

Dayton

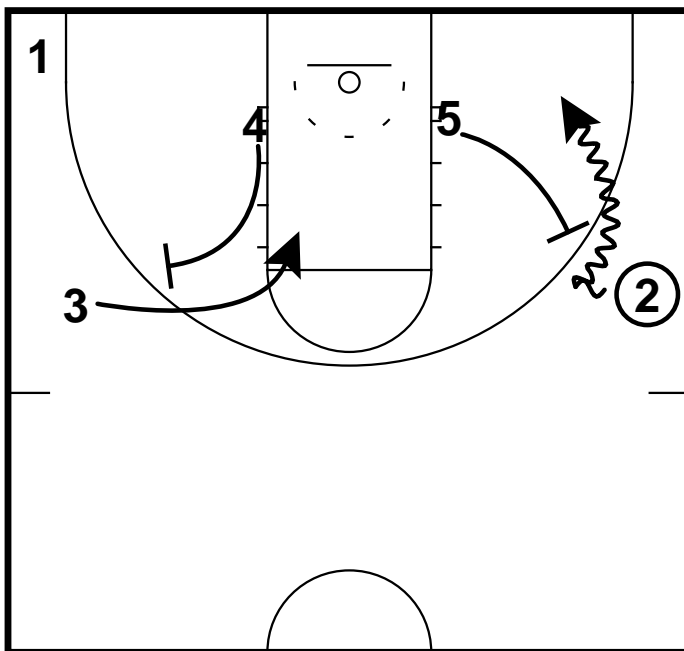
24

24
Man Offense



1 enters the ball to either wing coming off L cut, and cuts thru to opposite corner.

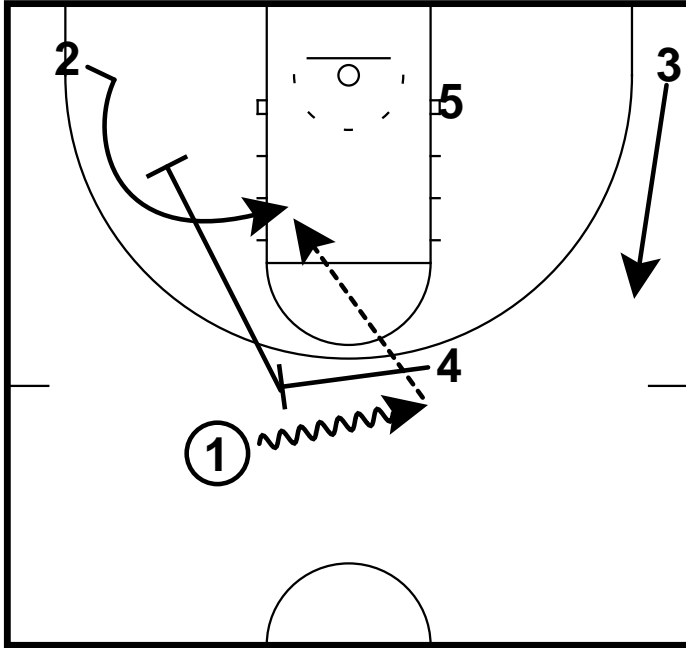
24
Man Offense



5 sets side ball screen for 2, who looks to attack baseline. 4 sets a high back screen for 3. 2 looks to attack, has 3 coming off screen and 1 on the drift pass.

Dayton CC

CC
Man Offense



CC
Man Offense

